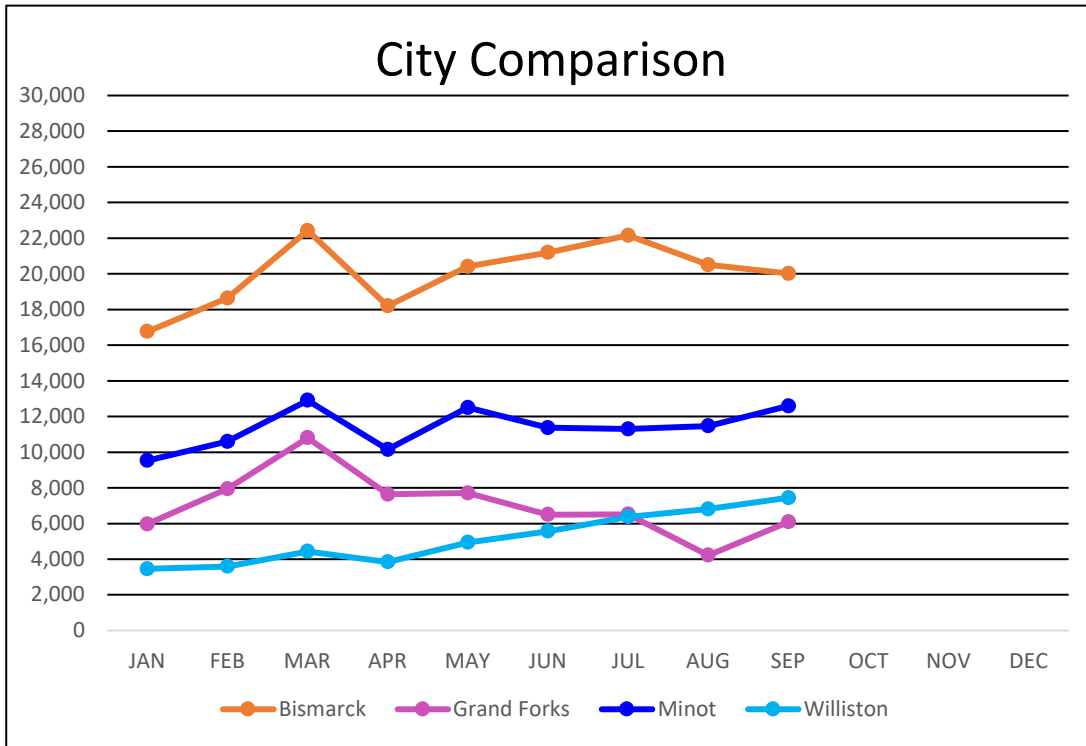


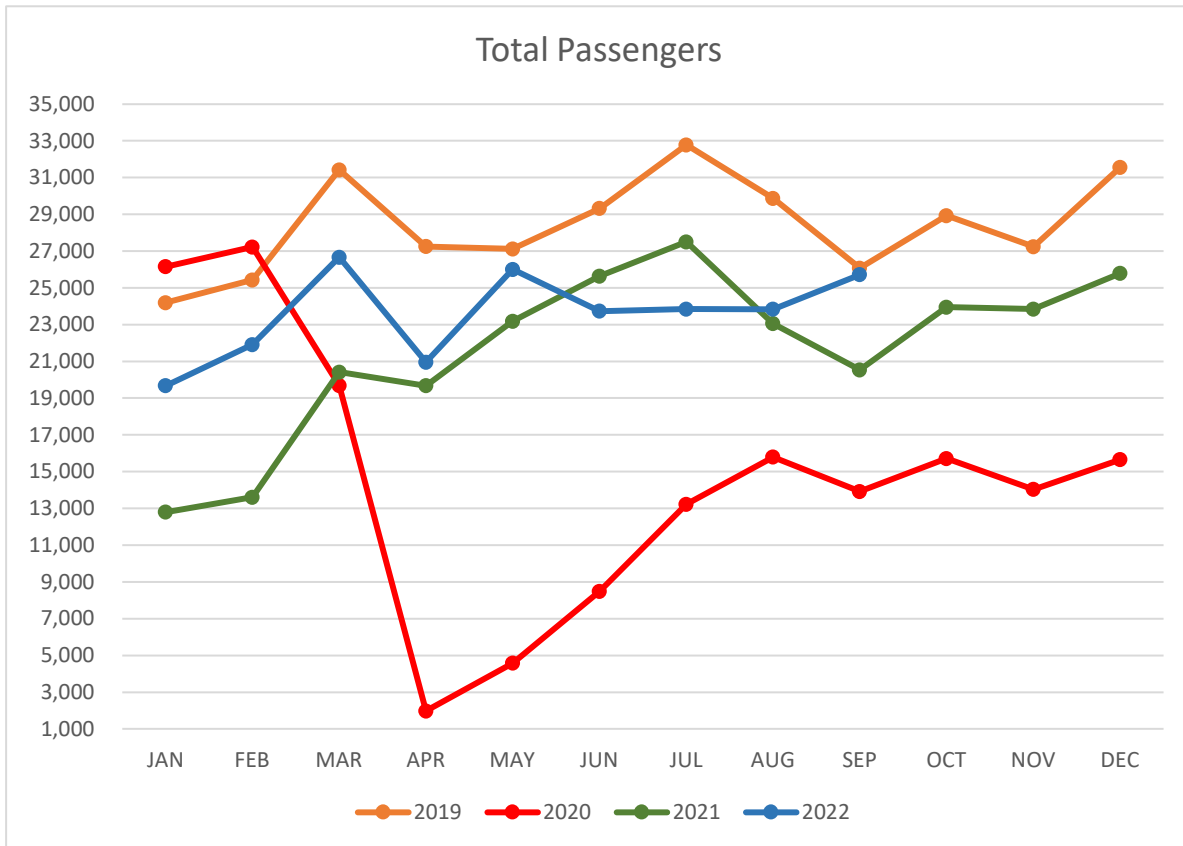
COMMERCIAL SERVICE AIRPORTS COMPARISON 2022



| 2022 | Bismarck | Grand Forks | Minot | Williston |
|---------------------|----------------|---------------|----------------|---------------|
| JAN | 16,762 | 5,972 | 9,532 | 3,458 |
| FEB | 18,636 | 7,941 | 10,596 | 3,595 |
| MAR | 22,423 | 10,803 | 12,903 | 4,439 |
| APR | 18,200 | 7,640 | 10,149 | 3,845 |
| MAY | 20,418 | 7,706 | 12,504 | 4,936 |
| JUN | 21,196 | 6,502 | 11,373 | 5,562 |
| JUL | 22,158 | 6,514 | 11,303 | 6,377 |
| AUG | 20,505 | 4,220 | 11,466 | 6,814 |
| SEP | 20,017 | 6,081 | 12,593 | 7,442 |
| OCT | | | | |
| NOV | | | | |
| DEC | | | | |
| Annual Total | 180,315 | 63,379 | 102,419 | 46,468 |

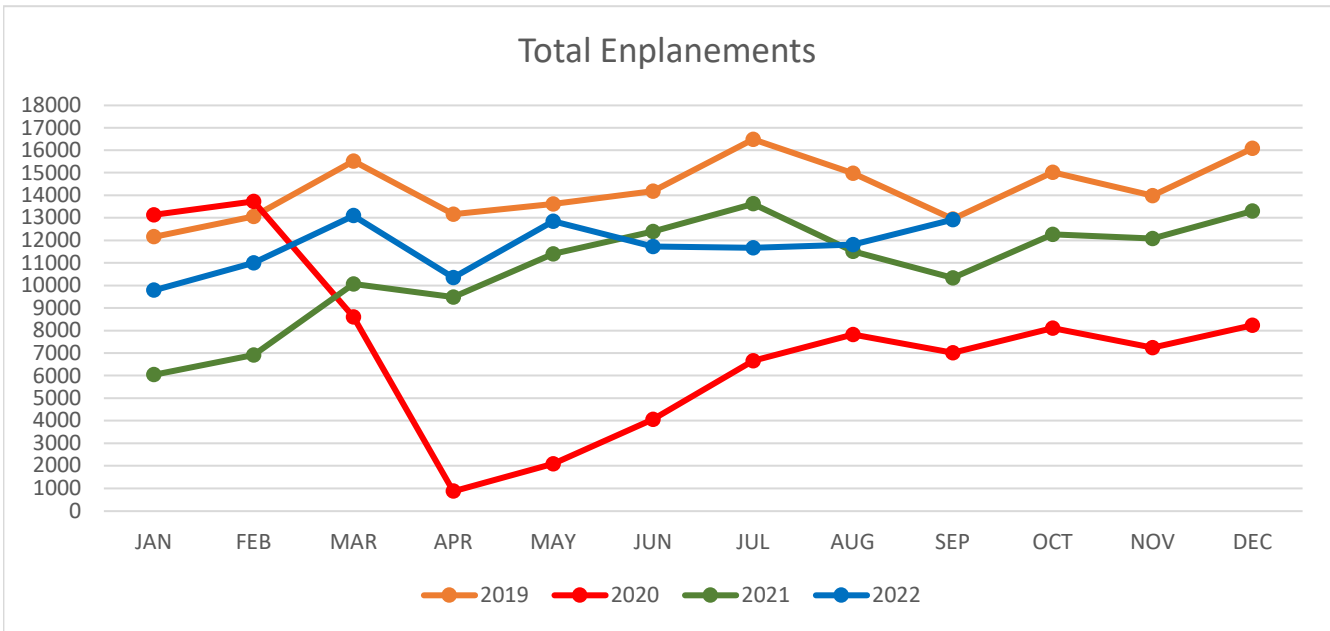
TOTAL PASSENGERS

September 2022



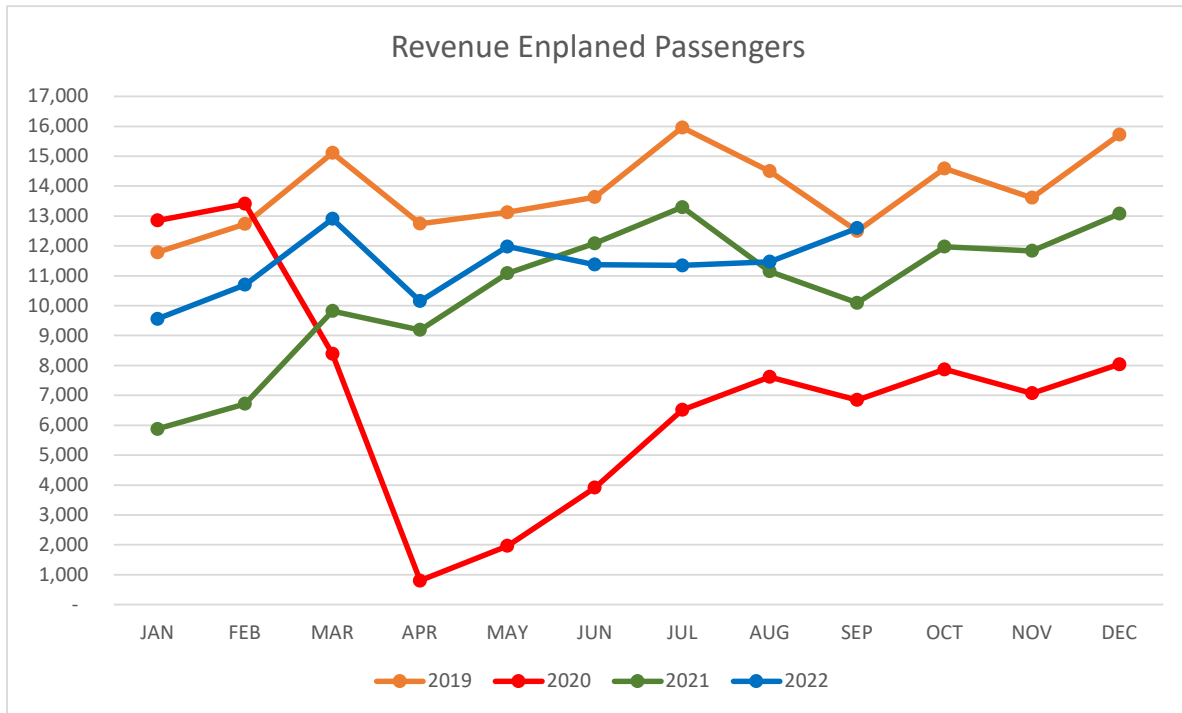
| PASSENGERS | | | | | PASSENGERS | |
|---------------|----------------|----------------|----------------|--------------|----------------|---------------|
| MONTH | 2019 | 2020 | 2021 | % Change | 2022 | % Change |
| JAN | 24,194 | 26,153 | 12,796 | -51.1% | 19,675 | 53.8% |
| FEB | 25,431 | 27,225 | 13,611 | -50.0% | 21,911 | 61.0% |
| MAR | 31,422 | 19,688 | 20,410 | 3.7% | 26,663 | 30.6% |
| APR | 27,248 | 1,975 | 19,675 | 896.2% | 20,950 | 6.5% |
| MAY | 27,122 | 4,577 | 23,183 | 406.5% | 26,005 | 12.2% |
| JUN | 29,319 | 8,488 | 25,642 | 202.1% | 23,730 | -7.5% |
| JUL | 32,774 | 13,223 | 27,501 | 108.0% | 23,839 | -13.3% |
| AUG | 29,869 | 15,790 | 23,055 | 46.0% | 23,836 | 3.4% |
| SEP | 26,067 | 13,922 | 20,535 | 47.5% | 25,714 | 25.2% |
| OCT | 28,923 | 15,711 | 23,951 | 52.4% | | -100.0% |
| NOV | 27,238 | 14,033 | 23,841 | 69.9% | | -100.0% |
| DEC | 31,547 | 15,651 | 25,783 | 64.7% | | -100.0% |
| TOTALS | 341,154 | 176,436 | 259,983 | 47.4% | 212,323 | 13.90% |

Total Enplaned Passengers September 2022



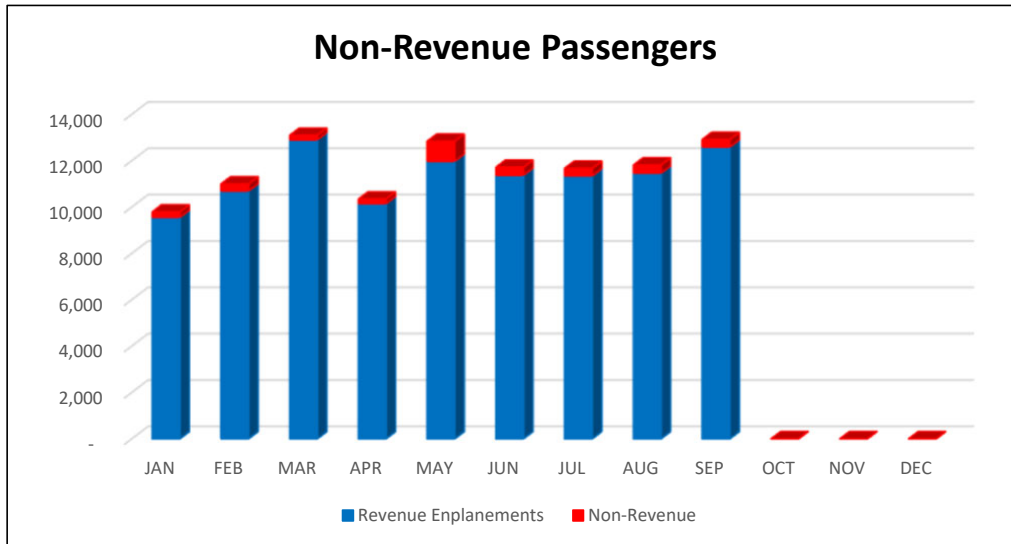
| PASSENGERS | | | | | |
|---------------|----------------|---------------|----------------|----------------|--------------|
| MONTH | 2019 | 2020 | 2021 | 2022 | % Change |
| JAN | 12160 | 13,135 | 6,044 | 9,793 | 62.0% |
| FEB | 13058 | 13,732 | 6,916 | 10,997 | 59.0% |
| MAR | 15513 | 8,607 | 10,064 | 13,097 | 30.1% |
| APR | 13156 | 875 | 9,483 | 10,345 | 9.1% |
| MAY | 13613 | 2,090 | 11,400 | 12,841 | 12.6% |
| JUN | 14184 | 4,055 | 12,400 | 11,720 | -5.5% |
| JUL | 16485 | 6,664 | 13,625 | 11,674 | -14.3% |
| AUG | 14979 | 7,823 | 11,515 | 11,815 | 2.6% |
| SEP | 12945 | 7,014 | 10,342 | 12,917 | 24.9% |
| OCT | 15019 | 8,103 | 12,270 | | -100.0% |
| NOV | 13982 | 7,245 | 12,086 | | -100.0% |
| DEC | 16085 | 8,235 | 13,297 | | -100.0% |
| TOTALS | 171,179 | 87,578 | 129,442 | 105,199 | 14.6% |

REVENUE ENPLANED PASSENGERS September 2022



| PASSENGERS | | | | | PASSENGERS | |
|---------------|----------------|---------------|----------------|--------------|----------------|--------------|
| MONTH | 2019 | 2020 | 2021 | % Change | 2022 | % Change |
| JAN | 11,785 | 12,846 | 5,877 | -54.3% | 9,557 | 62.6% |
| FEB | 12,732 | 13,403 | 6,718 | -49.9% | 10,696 | 59.2% |
| MAR | 15,107 | 8,384 | 9,822 | 17.2% | 12,903 | 31.4% |
| APR | 12,743 | 801 | 9,186 | 1046.8% | 10,149 | 10.5% |
| MAY | 13,122 | 1,966 | 11,081 | 463.6% | 11,977 | 8.1% |
| JUN | 13,632 | 3,912 | 12,084 | 208.9% | 11,373 | -5.9% |
| JUL | 15,954 | 6,511 | 13,289 | 104.1% | 11,346 | -14.6% |
| AUG | 14,497 | 7,611 | 11,144 | 46.4% | 11,466 | 2.9% |
| SEP | 12,496 | 6,848 | 10,094 | 47.4% | 12,593 | 24.8% |
| OCT | 14,589 | 7,867 | 11,975 | 52.2% | | -100.0% |
| NOV | 13,613 | 7,067 | 11,834 | 67.5% | | -100.0% |
| DEC | 15,718 | 8,039 | 13,077 | 62.7% | | -100.0% |
| TOTALS | 165,988 | 85,255 | 126,181 | 48.0% | 102,060 | 14.3% |

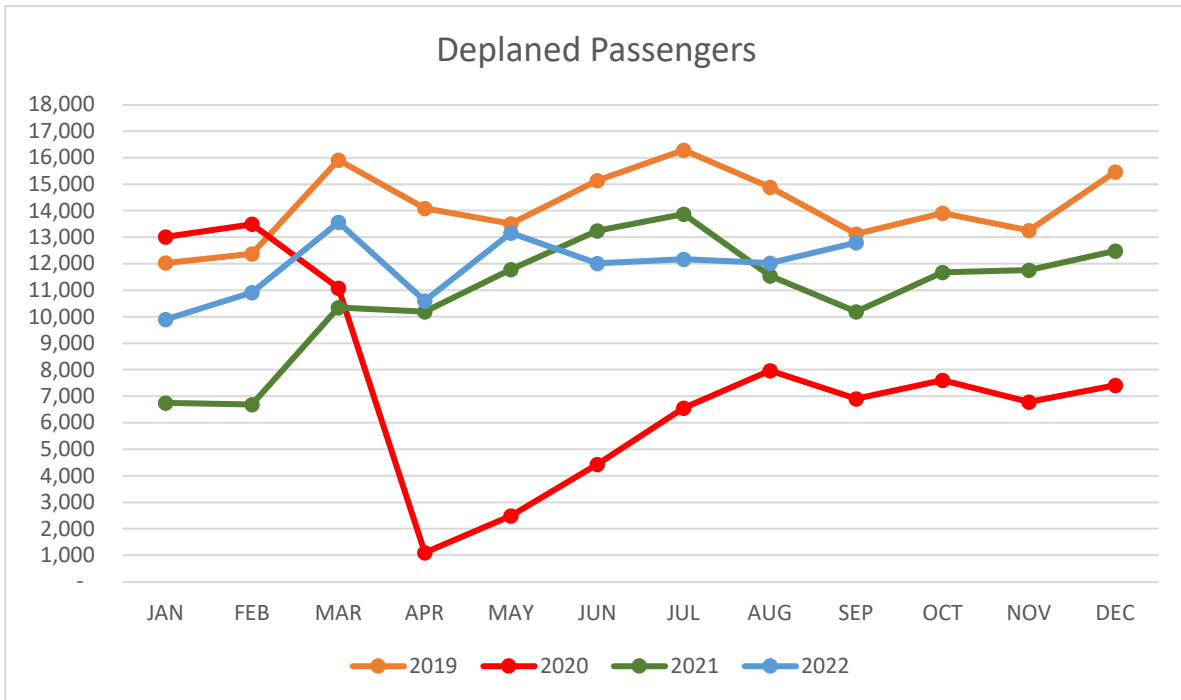
NON-REVENUE PASSENGERS September 2022



| MONTH | 2021 | | | | 2022 | | | |
|---------------|----------------|----------------|--------------|-------------|----------------|----------------|--------------|-------------|
| | ENP | REV-ENP | Difference | % Diff | ENP | REV-ENP | Difference | % Diff |
| JAN | 6,044 | 5,877 | 167 | 2.8% | 9,793 | 9,557 | 236 | 2.4% |
| FEB | 6,916 | 6,718 | 198 | 2.9% | 10,997 | 10,696 | 301 | 2.7% |
| MAR | 10,064 | 9,822 | 242 | 2.4% | 13,097 | 12,903 | 194 | 1.5% |
| APR | 9,483 | 9,186 | 297 | 3.1% | 10,345 | 10,149 | 196 | 1.9% |
| MAY | 11,400 | 11,081 | 319 | 2.8% | 12,841 | 11,977 | 864 | 6.7% |
| JUN | 12,400 | 12,084 | 316 | 2.5% | 11,720 | 11,373 | 347 | 3.0% |
| JUL | 13,625 | 13,289 | 336 | 2.5% | 11,674 | 11,346 | 328 | 2.8% |
| AUG | 11,515 | 11,144 | 371 | 3.2% | 11,815 | 11,466 | 349 | 3.0% |
| SEP | 10,342 | 10,094 | 248 | 2.4% | 12,917 | 12,593 | 324 | 2.5% |
| OCT | 12,270 | 11,975 | 295 | 2.4% | - | - | - | - |
| NOV | 12,086 | 11,834 | 252 | 2.1% | - | - | - | - |
| DEC | 13,297 | 13,077 | 220 | 1.7% | - | - | - | - |
| TOTALS | 129,442 | 126,181 | 3,261 | 2.5% | 105,199 | 102,060 | 3,139 | 3.0% |

TOTAL DEPLANED PASSENGERS

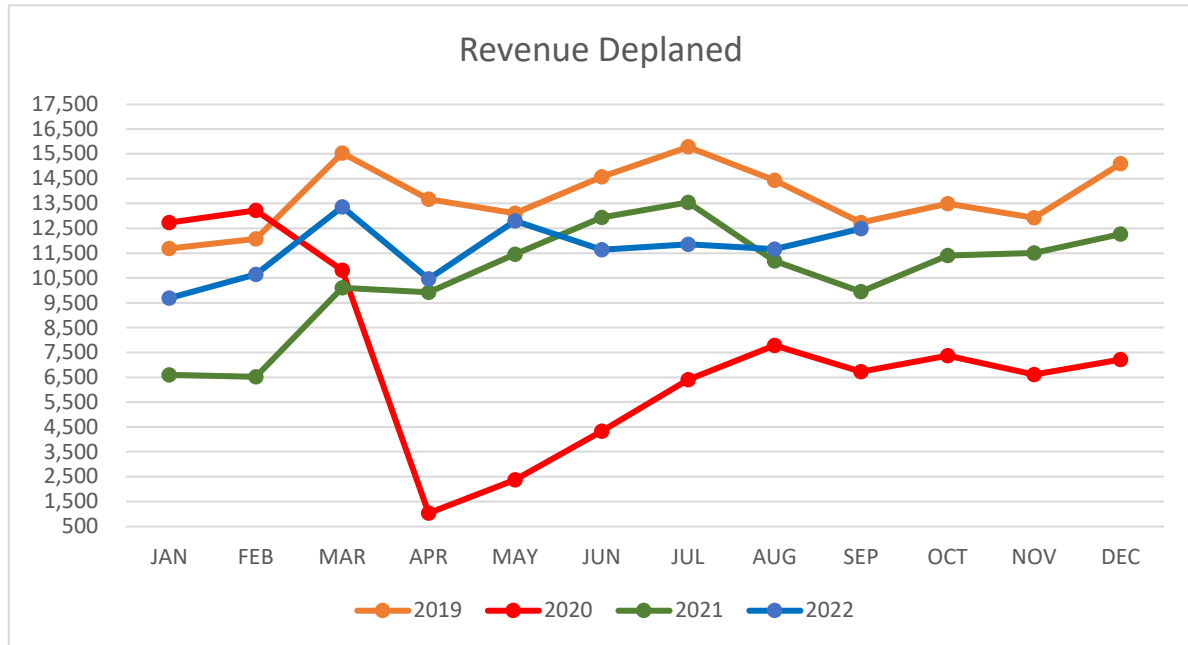
September 2022



| PASSENGERS | | | | | PASSENGERS | |
|---------------|----------------|---------------|----------------|--------------|---------------|---------------|
| MONTH | 2019 | 2020 | 2021 | % Change | 2022 | % Change |
| JAN | 12,034 | 13,018 | 6,752 | -48.1% | 9,902 | 46.7% |
| FEB | 12,373 | 13,493 | 6,695 | -50.4% | 10,914 | 63.0% |
| MAR | 15,909 | 11,081 | 10,346 | -6.6% | 13,566 | 31.1% |
| APR | 14,092 | 1,100 | 10,192 | 826.5% | 10,605 | 4.1% |
| MAY | 13,509 | 2,487 | 11,783 | 373.8% | 13,164 | 11.7% |
| JUN | 15,135 | 4,433 | 13,242 | 198.7% | 12,010 | -9.3% |
| JUL | 16,289 | 6,559 | 13,876 | 111.6% | 12,165 | -12.3% |
| AUG | 14,890 | 7,967 | 11,540 | 44.8% | 12,021 | 4.2% |
| SEP | 13,122 | 6,908 | 10,193 | 47.6% | 12,797 | 25.5% |
| OCT | 13,904 | 7,608 | 11,681 | 53.5% | | -100.0% |
| NOV | 13,256 | 6,788 | 11,755 | 73.2% | | -100.0% |
| DEC | 15,462 | 7,416 | 12,486 | 68.4% | | -100.0% |
| TOTALS | 169,975 | 88,858 | 130,541 | 46.9% | 70,161 | -25.8% |

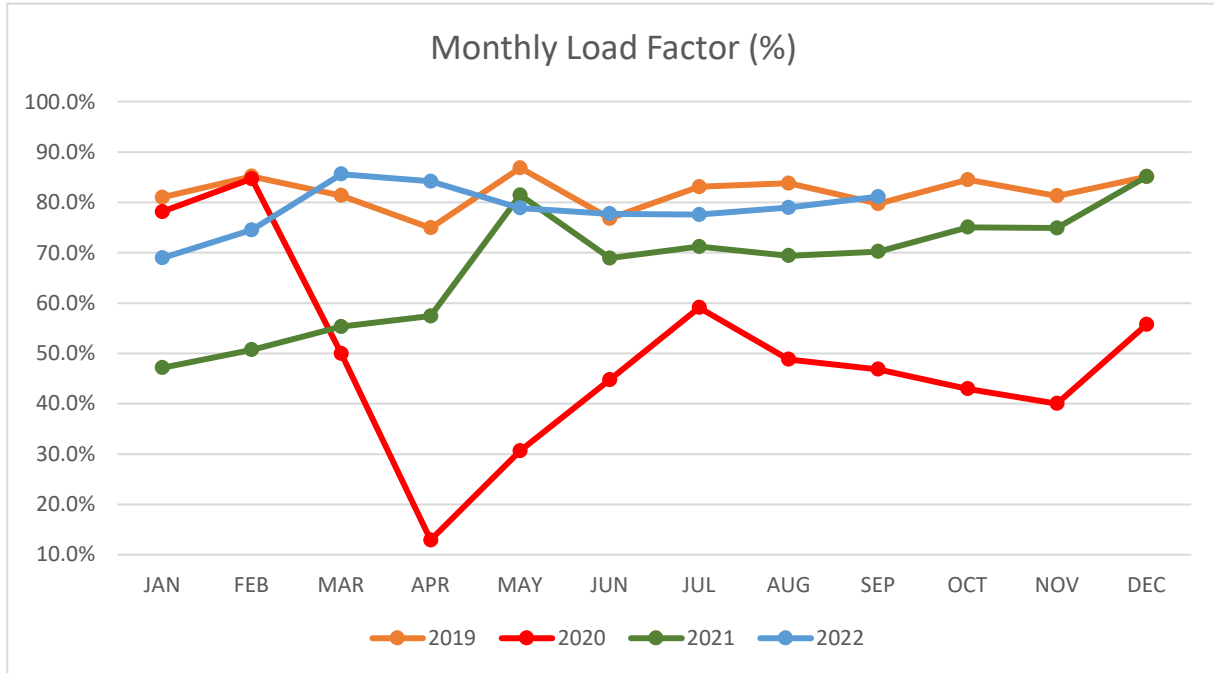
REVENUE DEPLAINED PASSENGERS

September 2022



| PASSENGERS | | | | | PASSENGERS | |
|---------------|----------------|---------------|----------------|---------------|----------------|--------------|
| MONTH | 2019 | 2020 | 2021 | % Change | 2022 | % Change |
| JAN | 11,693 | 12,737 | 6,595 | -48.2% | 9,691 | 46.9% |
| FEB | 12,081 | 13,222 | 6,526 | -50.6% | 10,641 | 63.1% |
| MAR | 15,529 | 10,807 | 10,101 | -6.5% | 13,367 | 32.3% |
| APR | 13,672 | 1,036 | 9,925 | 858.0% | 10,470 | 5.5% |
| MAY | 13,111 | 2,372 | 11,458 | 383.1% | 12,793 | 11.7% |
| JUN | 14,571 | 4,332 | 12,935 | 198.6% | 11,633 | -10.1% |
| JUL | 15,783 | 6,410 | 13,545 | 111.3% | 11,850 | -12.5% |
| AUG | 14,430 | 7,781 | 11,190 | 43.8% | 11,659 | 4.2% |
| SEP | 12,737 | 6,732 | 9,944 | 47.7% | 12,494 | 25.6% |
| OCT | 13,488 | 7,375 | 11,404 | 54.6% | | -100.0% |
| NOV | 12,922 | 6,610 | 11,506 | 74.1% | | -100.0% |
| DEC | 15,100 | 7,219 | 12,270 | 70.0% | | -100.0% |
| TOTALS | 165,117 | 86,633 | 127,399 | -47.5% | 104,598 | 13.4% |

MONTHLY ENPLANED PASSENGER LOAD FACTOR SUMMARY September 2022



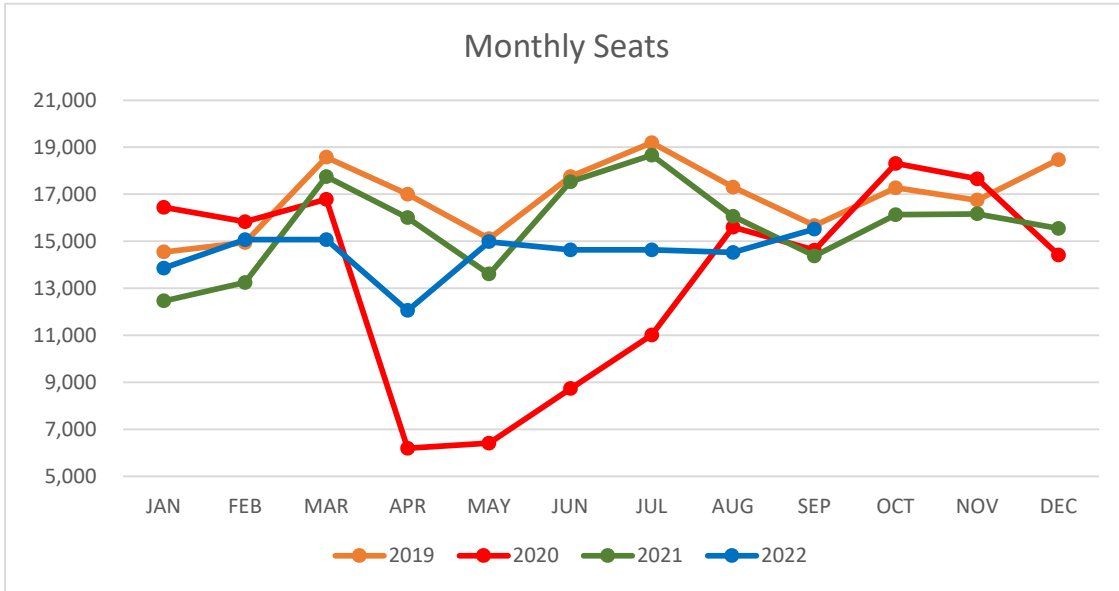
| LOAD FACTOR (%) | | | | | DIFFERENCE |
|------------------------|--------------|--------------|--------------|--------------|--------------|
| MONTH | 2019 | 2020 | 2021 | 2022 | 2021/2020 |
| JAN | 81.0% | 78.1% | 47.1% | 69.0% | -31.0 |
| FEB | 85.2% | 84.7% | 50.7% | 74.5% | -34.0 |
| MAR | 81.3% | 49.9% | 55.3% | 85.6% | 5.4 |
| APR | 74.9% | 12.9% | 57.4% | 84.2% | 44.5 |
| MAY | 86.8% | 30.7% | 81.4% | 78.9% | 50.7 |
| JUN | 76.8% | 44.8% | 68.9% | 77.7% | 24.1 |
| JUL | 83.1% | 59.1% | 71.2% | 77.6% | 12.1 |
| AUG | 83.8% | 48.8% | 69.4% | 79.0% | 20.6 |
| SEP | 79.7% | 46.8% | 70.2% | 81.1% | 23.4 |
| OCT | 84.5% | 43.0% | 75.1% | | 32.1 |
| NOV | 81.3% | 40.0% | 74.9% | | 34.9 |
| DEC | 85.1% | 55.7% | 85.1% | | 29.4 |
| ANNUAL AVERAGE: | 82.0% | 49.6% | 67.2% | 78.6% | 17.68 |

LOAD FACTOR BY AIRLINE

September 2022

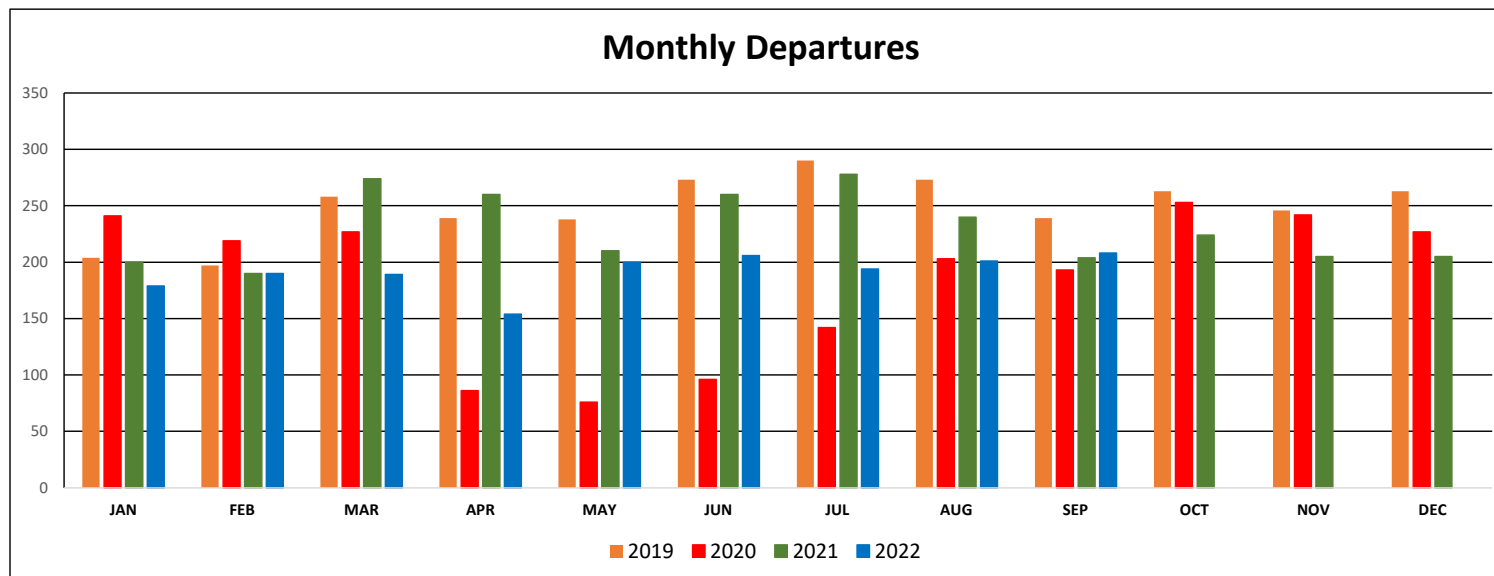
| Carrier | 2022 Seats Available | 2021 Seats Available | 2022 Revenue ENPL PASS | 2021 Revenue ENPL PASS | 2022 Load Factor | 2021 Load Factor | Difference |
|------------------|----------------------|----------------------|------------------------|------------------------|------------------|------------------|------------|
| Allegiant | 3,144 | 3,018 | 2,810 | 1,957 | 89.4% | 64.8% | -0.2 |
| Delta | 8,430 | 9,154 | 6,337 | 6,222 | 75.2% | 68.0% | -0.1 |
| United | 3,950 | 2,200 | 3,446 | 1,915 | 87.2% | 87.0% | 0.0 |
| Total | 15,524 | 14,372 | 12,593 | 10,094 | | | |
| Average | 5,175 | 4,791 | 4,198 | 3,365 | 81.1% | 70.2% | -10.9% |

DEPARTING MONTHLY SEATS September 2022



| MONTH | 2019 Seats | 2020 Seats | 2021 Seats | 2022 Seats | # Seats Difference | % Change |
|---------------------|----------------|----------------|----------------|----------------|--------------------|--------------|
| JAN | 14,546 | 16,438 | 12,466 | 13,857 | 1,391 | 11.2% |
| FEB | 14,949 | 15,828 | 13,246 | 15,071 | 1,825 | 13.8% |
| MAR | 18,573 | 16,787 | 17,755 | 15,073 | (2,682) | -15.1% |
| APR | 17,004 | 6,199 | 16,002 | 12,058 | (3,944) | -24.6% |
| MAY | 15,110 | 6,410 | 13,607 | 14,980 | 1,373 | 10.1% |
| JUN | 17,747 | 8,736 | 17,537 | 14,632 | (2,905) | -16.6% |
| JUL | 19,198 | 11,017 | 18,661 | 14,629 | (4,032) | -21.6% |
| AUG | 17,298 | 15,595 | 16,057 | 14,521 | (1,536) | -9.6% |
| SEP | 15,672 | 14,621 | 14,372 | 15,524 | 1,152 | 8.0% |
| OCT | 17,269 | 18,312 | 16,135 | | | -100.0% |
| NOV | 16,749 | 17,657 | 16,165 | | | -100.0% |
| DEC | 18,468 | 14,420 | 15,549 | | | -100.0% |
| Annual Total | 202,583 | 162,020 | 187,552 | 130,345 | (9,358) | -6.7% |

MONTHLY AIRLINE DEPARTURES September 2022

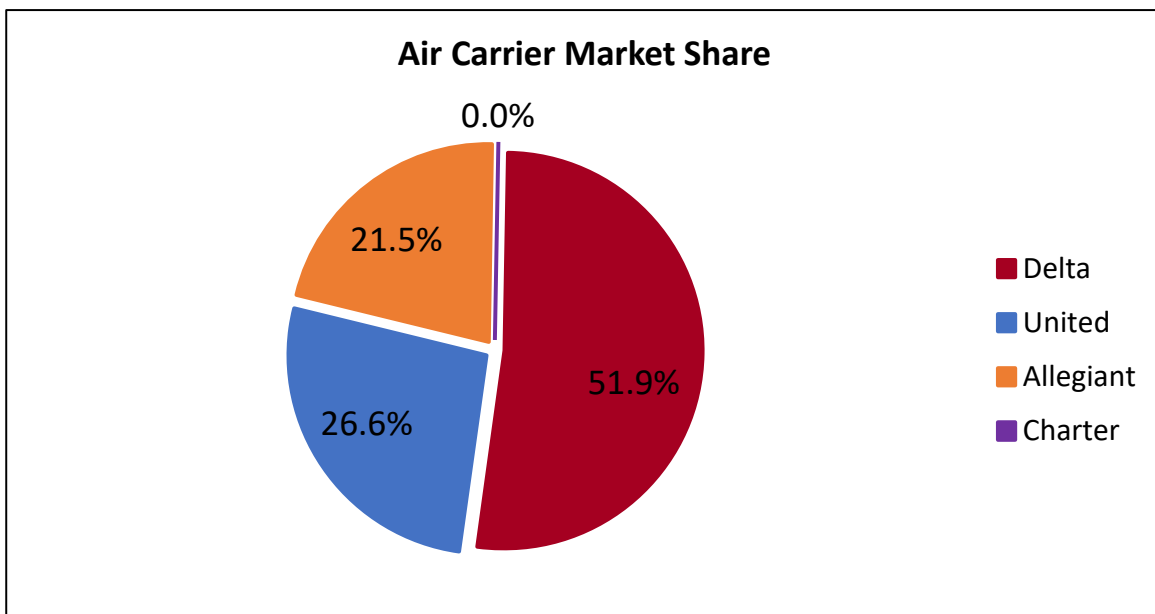


| MONTH | 2019 | 2020 | 2021 | 2022 | DIFFERENCE | % DIFFERENCE |
|---------------------------|-------------|-------------|-------------|-------------|-------------|---------------|
| JAN | 204 | 241 | 200 | 179 | -21 | -10.5% |
| FEB | 197 | 219 | 190 | 190 | 0 | 0.0% |
| MAR | 258 | 227 | 274 | 189 | -85 | -31.0% |
| APR | 239 | 86 | 260 | 154 | -106 | -40.8% |
| MAY | 238 | 76 | 210 | 200 | -10 | -4.8% |
| JUN | 273 | 96 | 260 | 206 | -54 | -20.8% |
| JUL | 290 | 142 | 278 | 194 | -84 | -30.2% |
| AUG | 273 | 203 | 240 | 201 | -39 | -16.3% |
| SEP | 239 | 193 | 204 | 208 | 4 | 2.0% |
| OCT | 263 | 253 | 224 | | | -100.0% |
| NOV | 246 | 242 | 205 | | | -100.0% |
| DEC | 263 | 227 | 205 | | | -100.0% |
| ANNUAL DEPARTURES: | 2983 | 2205 | 2750 | 1721 | -395 | -18.7% |

AIR CARRIER MARKET SHARE

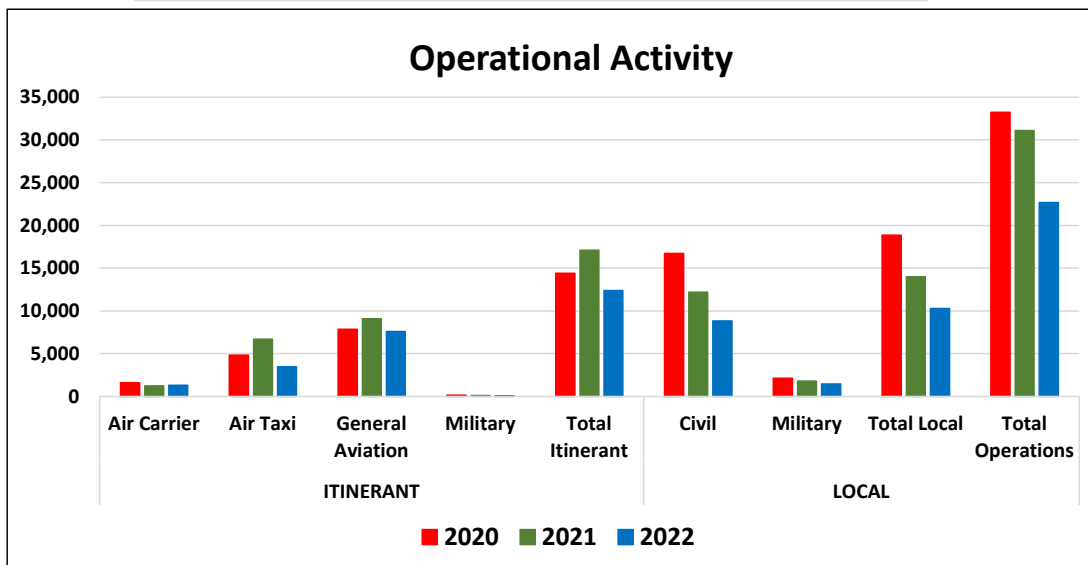
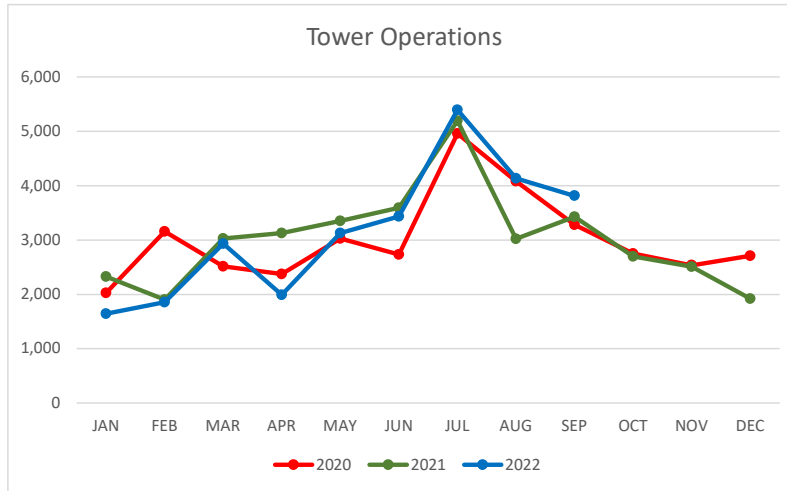
September 2022

| Carrier | August 2021 Passengers | August 2022 Passengers | Percentage |
|---------------|---------------------------|---------------------------|------------|
| Delta | 12,767 | 13,319 | 51.9% |
| United | 3,816 | 6,824 | 26.6% |
| Allegiant | 3,952 | 5,505 | 21.5% |
| Charter | | | 0.0% |
| Total: | 20,535 | 25,648 | |

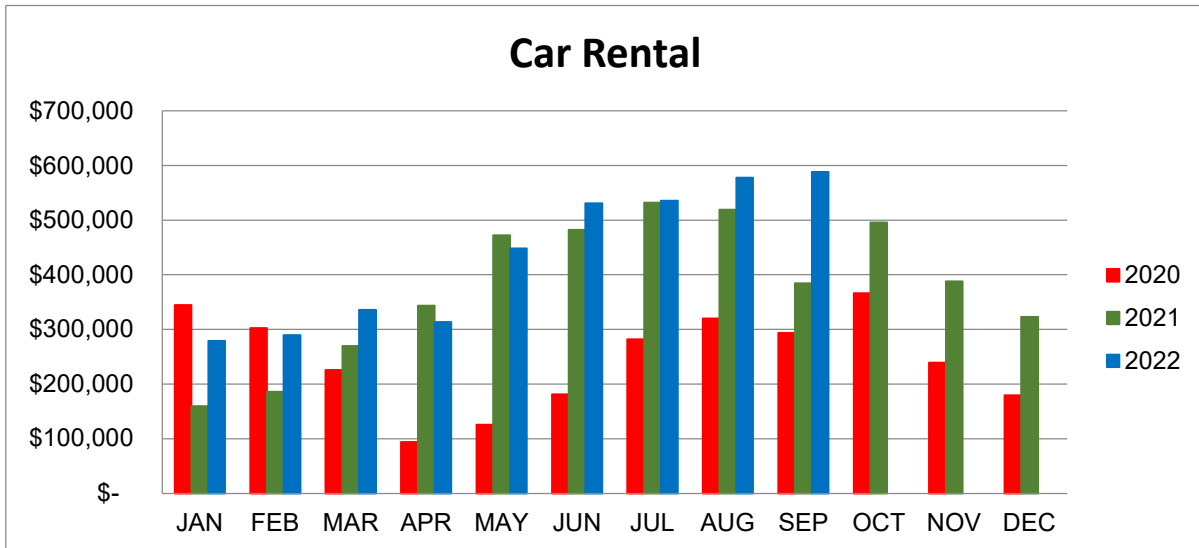


MOT TOWER OPERATIONS COUNTS September 2022

| Tower Operations | | | | | | | |
|------------------|---------------|---------------|--------------|--------------|------------------|--------------|---------------|
| | 2020 | 2021 | 2022 | | | | |
| Month | TOTAL | TOTAL | Air Carrier | Air Taxi | General Aviation | Military | TOTAL |
| JAN | 2,026 | 2,326 | 358 | 352 | 838 | 93 | 1,641 |
| FEB | 3,155 | 1,903 | 380 | 344 | 962 | 172 | 1,858 |
| MAR | 2,518 | 3,029 | 378 | 474 | 1,769 | 310 | 2,931 |
| APR | 2,376 | 3,130 | 308 | 332 | 1,171 | 178 | 1,989 |
| MAY | 3,027 | 3,351 | 400 | 524 | 2,014 | 191 | 3,129 |
| JUN | 2,732 | 3,594 | 412 | 419 | 2,373 | 228 | 3,432 |
| JUL | 4,956 | 5,194 | 388 | 730 | 4,128 | 146 | 5,392 |
| AUG | 4,083 | 3,022 | 402 | 360 | 3,181 | 193 | 4,136 |
| SEP | 3,282 | 3,429 | 374 | 442 | 2,766 | 232 | 3,814 |
| OCT | 2,750 | 2,696 | | - | - | - | |
| NOV | 2,536 | 2,510 | | - | - | - | |
| DEC | 2,708 | 1,920 | | - | - | - | |
| Total: | 36,149 | 36,104 | 3,400 | 3,977 | 19,202 | 1,743 | 28,322 |



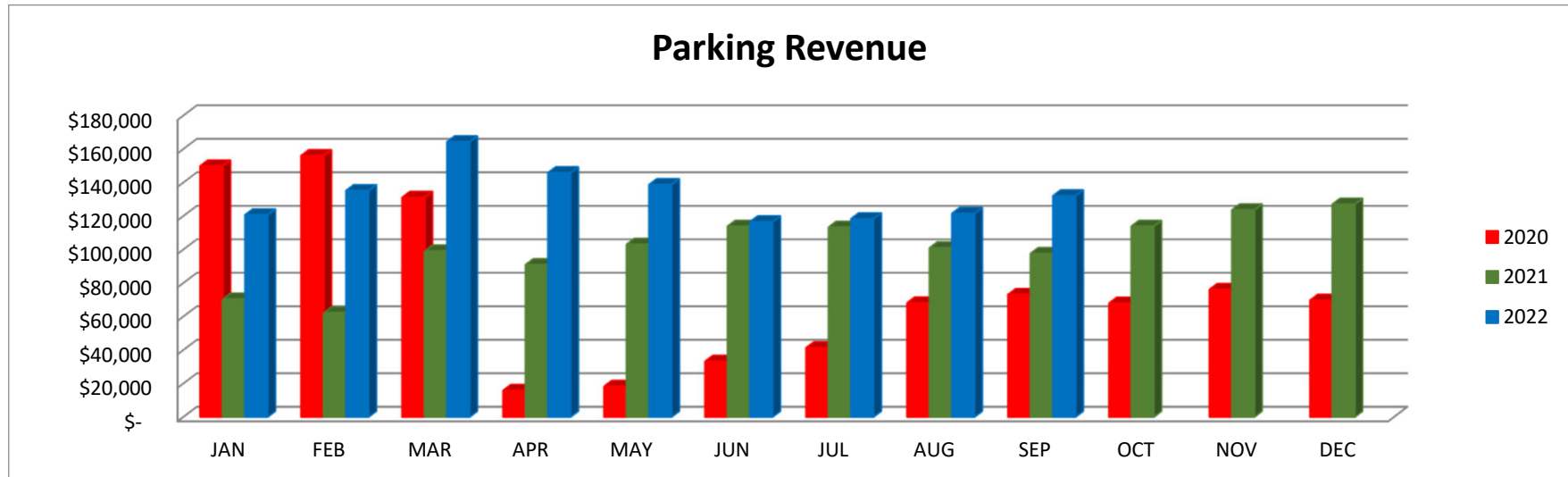
MONTHLY CAR RENTAL September 2022



| CAR RENTAL GROSS RECEIPTS | | | | |
|---------------------------|--------------|--------------|--------------|----------|
| | 2020 | 2021 | 2022 | % Change |
| JAN | \$ 344,713 | \$ 159,305 | \$ 278,831 | 75% |
| FEB | \$ 302,489 | \$ 185,925 | \$ 289,310 | 56% |
| MAR | \$ 225,817 | \$ 269,702 | \$ 335,506 | 24% |
| APR | \$ 93,869 | \$ 343,547 | \$ 313,777 | -9% |
| MAY | \$ 125,806 | \$ 472,303 | \$ 448,139 | -5% |
| JUN | \$ 181,193 | \$ 482,231 | \$ 530,977 | 10% |
| JUL | \$ 282,055 | \$ 531,709 | \$ 535,684 | 1% |
| AUG | \$ 319,731 | \$ 519,143 | \$ 577,672 | 11% |
| SEP | \$ 293,695 | \$ 384,199 | \$ 587,848 | 53% |
| OCT | \$ 366,205 | \$ 495,606 | \$ - | -100% |
| NOV | \$ 239,389 | \$ 388,060 | \$ - | -100% |
| DEC | \$ 179,464 | \$ 322,661 | \$ - | -100% |
| TOTAL: | \$ 2,954,427 | \$ 4,554,391 | \$ 3,897,744 | 16% |

AIRPORT PARKING REVENUE

September 2022



| | GROSS RECEIPTS | | | % Change | 2022 After Expenses | Excess due above MAG | 2022 Total Due | 2022 % of Gross Revenue |
|---------------|----------------|--------------|--------------|----------|---------------------|----------------------|----------------|-------------------------|
| | 2020 | 2021 | 2022 | | | | | |
| JAN | \$ 149,812 | \$ 70,384 | \$ 120,620 | 71.4% | \$ 62,500 | \$ 37,746 | \$ 100,246 | 51.8% |
| FEB | \$ 155,993 | \$ 62,204 | \$ 135,106 | 117.2% | \$ 62,500 | \$ 52,263 | \$ 114,763 | 46.3% |
| MAR | \$ 131,050 | \$ 99,069 | \$ 164,246 | 65.8% | \$ 62,500 | \$ 77,109 | \$ 139,609 | 38.1% |
| APR | \$ 15,788 | \$ 90,869 | \$ 145,768 | 60.4% | \$ 62,500 | \$ 83,268 | \$ 145,768 | 42.9% |
| MAY | \$ 18,228 | \$ 102,991 | \$ 138,655 | 34.6% | \$ 62,500 | \$ 76,155 | \$ 138,655 | 45.1% |
| JUN | \$ 33,163 | \$ 113,806 | \$ 116,490 | 2.4% | \$ 62,500 | \$ 53,990 | \$ 104,841 | 53.7% |
| JUL | \$ 41,248 | \$ 113,257 | \$ 118,250 | 4.4% | \$ 62,500 | \$ 55,750 | \$ 106,425 | 52.9% |
| AUG | \$ 68,037 | \$ 100,898 | \$ 121,480 | 20.4% | \$ 85,838 | - | \$ 85,838 | 70.7% |
| SEP | \$ 73,060 | \$ 97,541 | \$ 131,992 | 35.3% | \$ 85,838 | - | \$ 85,838 | 65.0% |
| OCT | \$ 67,886 | \$ 113,833 | | -100.0% | | | \$ - | #DIV/0! |
| NOV | \$ 76,086 | \$ 123,567 | | -100.0% | | | \$ - | #DIV/0! |
| DEC | \$ 69,603 | \$ 127,005 | | -100.0% | | | \$ - | #DIV/0! |
| TOTAL: | \$ 899,955 | \$ 1,215,424 | \$ 1,192,606 | 9.6% | \$ 609,175 | \$ 436,281 | \$ 1,021,983 | 87.7% |

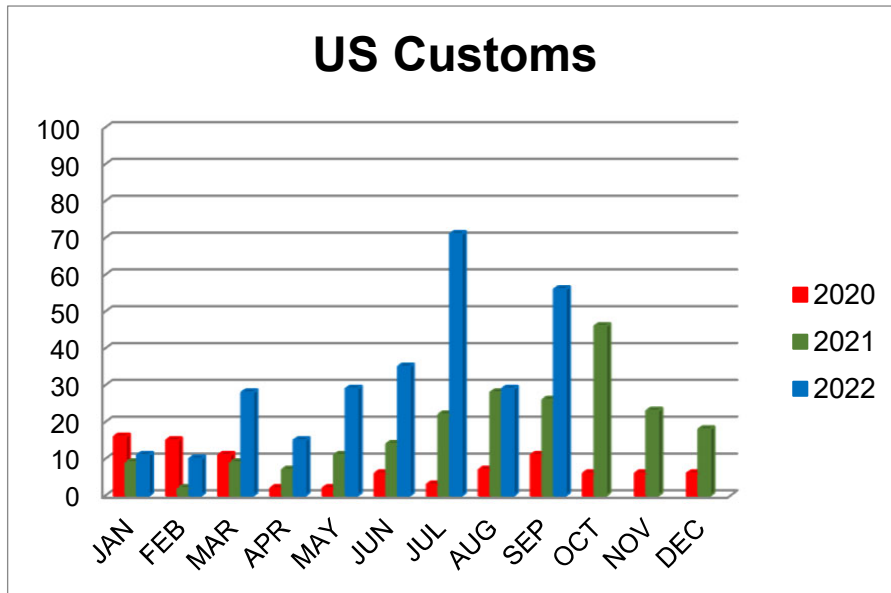
*New operator/concession agreement

Charters

September 2022

| COMMERCIAL TERMINAL CHARTERS | | | | |
|-------------------------------------|---------------------|-----------------|-----------------|-----------------|
| | # of Flights | Operator | Enplaned | Deplaned |
| JAN | 2 | Swift Airways | 25 | 24 |
| FEB | 2 | Sun Country | 100 | 99 |
| MAR | 0 | | 0 | 0 |
| APR | 0 | | 0 | 0 |
| MAY | 0 | | 0 | 0 |
| JUN | 0 | | 0 | 0 |
| JUL | 4 | Sun Country | 43 | 109 |
| AUG | 0 | | 0 | 0 |
| SEP | 0 | | 0 | 0 |
| OCT | | | | |
| NOV | | | | |
| DEC | | | | |

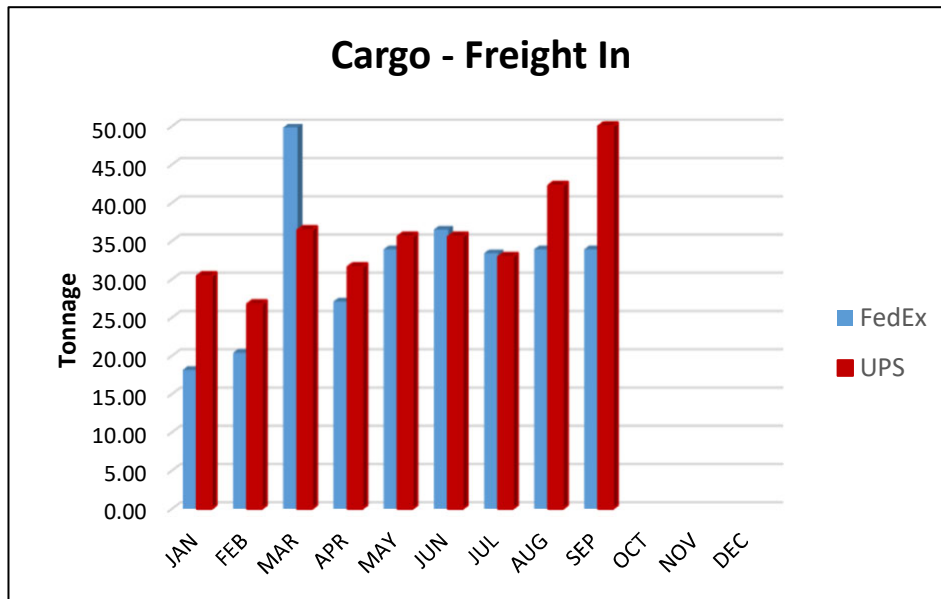
Monthly Customs Flights September 2022



| | 2020 | 2021 | 2022 | Difference |
|---------------|-----------|------------|------------|------------|
| JAN | 16 | 9 | 11 | 2 |
| FEB | 15 | 2 | 10 | 8 |
| MAR | 11 | 9 | 28 | 19 |
| APR | 2 | 7 | 15 | 8 |
| MAY | 2 | 11 | 29 | 18 |
| JUN | 6 | 14 | 35 | 21 |
| JUL | 3 | 22 | 71 | 49 |
| AUG | 7 | 28 | 29 | 1 |
| SEP | 11 | 26 | 56 | 30 |
| OCT | 6 | 46 | | |
| NOV | 6 | 23 | | |
| DEC | 6 | 18 | | |
| TOTAL: | 91 | 215 | 284 | 156 |

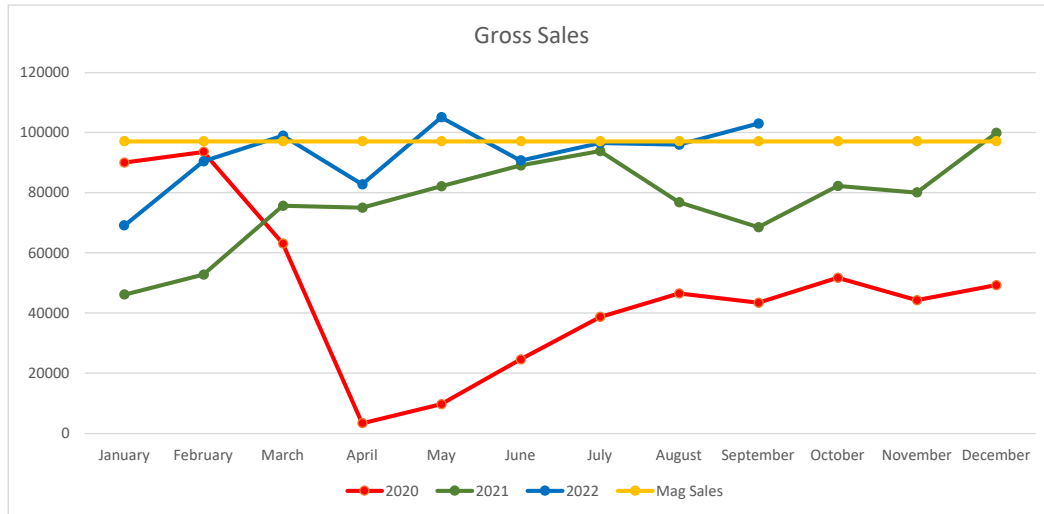
CARGO TONNAGE REPORT

September 2022



| 2022 TONNAGE | | | | | | |
|---------------|------------|-------------|------------|-------------|---------------|-------------|
| | Fed-Ex | | UPS | | TOTAL TONNAGE | |
| | Freight In | Freight Out | Freight In | Freight Out | Freight In | Freight Out |
| JAN | 18.16 | 13.65 | 30.43 | 3.21 | 48.58 | 16.86 |
| FEB | 20.38 | 14.55 | 26.75 | 4.86 | 47.13 | 19.41 |
| MAR | 49.83 | 18.80 | 36.46 | 4.11 | 86.29 | 22.91 |
| APR | 27.09 | 12.60 | 31.60 | 3.92 | 58.69 | 16.52 |
| MAY | 33.91 | 15.83 | 35.61 | 4.07 | 69.52 | 19.90 |
| JUN | 36.50 | 19.08 | 35.60 | 6.66 | 72.10 | 25.74 |
| JUL | 33.40 | 16.81 | 32.95 | 3.06 | 66.35 | 19.87 |
| AUG | 33.92 | 18.04 | 42.25 | 6.62 | 76.17 | 24.66 |
| SEP | 33.91 | 16.30 | 50.71 | 4.66 | 84.62 | 20.96 |
| OCT | | | | | 0.00 | 0.00 |
| NOV | | | | | 0.00 | 0.00 |
| DEC | | | | | 0.00 | 0.00 |
| TOTAL: | 287.1 | 145.7 | 322.36 | 41.17 | 609.45 | 186.82 |

CONCESSION SALES September 2022



| | Gross Sales 2020 | Gross Sales 2021 | Gross Sales 2022 | 2022 Required Sales | % Change |
|--------------|----------------------|----------------------|----------------------|------------------------|--------------|
| January | \$ 90,060.33 | \$ 46,194.42 | \$ 69,148.46 | \$ 97,139.08 | 50% |
| February | \$ 93,620.34 | \$ 52,769.09 | \$ 90,474.21 | \$ 97,139.08 | 71% |
| March | \$ 63,141.23 | \$ 75,644.09 | \$ 99,008.60 | \$ 97,139.08 | 31% |
| April | \$ 3,435.17 | \$ 75,068.43 | \$ 82,844.05 | \$ 97,139.08 | 10% |
| May | \$ 9,684.26 | \$ 82,168.00 | \$ 105,084.18 | \$ 97,139.08 | 28% |
| June | \$ 24,578.52 | \$ 89,074.92 | \$ 90,715.95 | \$ 97,139.08 | 2% |
| July | \$ 38,712.37 | \$ 93,840.07 | \$ 96,559.33 | \$ 97,139.08 | 3% |
| August | \$ 46,560.74 | \$ 76,797.90 | \$ 95,967.47 | \$ 97,139.08 | 25% |
| September | \$ 43,459.88 | \$ 68,533.90 | \$ 103,038.94 | \$ 97,139.08 | 50% |
| October | \$ 51,707.08 | \$ 82,215.91 | | \$ 97,139.08 | -100% |
| November | \$ 44,307.00 | \$ 80,080.90 | | \$ 97,139.08 | -100% |
| December | \$ 49,334.11 | \$ 99,871.52 | | \$ 97,139.08 | -100% |
| Total | \$ 558,601.03 | \$ 922,259.15 | \$ 832,841.19 | \$ 1,165,669.00 | 26.2% |

| COMPARISON OF GALLONS SOLD | | | | | | | | | | | | | | | | | | | |
|----------------------------|------------|------------|------------|------------|------------|------------|------------|------------|------------|------------|------------|------------|--------------------|--------------|--------------|--------------|--------------|--------------|-----------|
| AVFLIGHT | | | | | | | | | | | | | | | | | | | |
| MONTH | 100LL | | | | | | JET FUEL | | | | | | AIRLINE INTO-PLANE | | | | | | |
| | 2017 100LL | 2018 100LL | 2019 100LL | 2020 100LL | 2021 100LL | 2022 100LL | 2017 JET A | 2018 JET A | 2019 JET A | 2020 JET A | 2021 JET A | 2022 JET A | 2017 AIRLINE | 2018 AIRLINE | 2019 AIRLINE | 2020 AIRLINE | 2021 AIRLINE | 2022 AIRLINE | |
| | AVFLIGHT | AVFLIGHT | AVFLIGHT | AVFLIGHT | AVFLIGHT | AVFLIGHT | AVFLIGHT | AVFLIGHT | AVFLIGHT | AVFLIGHT | AVFLIGHT | AVFLIGHT | AVFLIGHT | AVFLIGHT | AVFLIGHT | AVFLIGHT | AVFLIGHT | AVFLIGHT | AVFLIGHT |
| JAN | | 1,769 | 2,446 | 2,416 | 2,056 | 2,668 | | 42,347 | 42,940 | 34,217 | 20,964 | 26,038 | | 133,442 | 139,790 | 152,110 | 89,126 | 111,445 | |
| FEB | | 2,298 | 1,985 | 3,412 | 1,703 | 2,950 | | 44,019 | 33,090 | 34,662 | 20,930 | 28,860 | | 145,587 | 159,771 | 147,907 | 88,131 | 125,815 | |
| MAR | | 2,302 | 4,642 | 3,446 | 3,074 | 4,367 | | 49,319 | 51,620 | 35,220 | 27,018 | 35,109 | | 166,144 | 182,979 | 157,782 | 131,381 | 160,406 | |
| APR | | 4,248 | 4,332 | 3,444 | 6,697 | 3,418 | | 44,979 | 51,585 | 24,320 | 30,033 | 19,466 | | 177,406 | 163,066 | 51,460 | 130,152 | 139,637 | |
| MAY | | 6,936 | 7,816 | 5,103 | 5,414 | 5,223 | | 55,166 | 67,742 | 21,579 | 32,558 | 44,438 | | 166,620 | 172,763 | 40,310 | 137,355 | 159,323 | |
| JUNE | | 9,251 | 8,109 | 4,869 | 7,612 | 5,194 | | 77,304 | 78,710 | 24,055 | 35,514 | 39,939 | | 172,986 | 183,497 | 58,562 | 151,874 | 156,240 | |
| JULY | | 8,570 | 11,351 | 9,499 | 7,965 | 7,787 | | 80,401 | 96,384 | 75,767 | 45,065 | 106,710 | | 195,147 | 200,958 | 94,078 | 178,543 | 150,548 | |
| AUG | | 5,309 | 7,763 | 7,318 | 5,635 | 4,531 | | 74,824 | 59,139 | 38,436 | 53,630 | 59,974 | | 174,948 | 180,967 | 130,934 | 162,642 | 156,216 | |
| SEPT | | 3,840 | 5,796 | 5,501 | 4,918 | 3,880 | | 75,119 | 56,349 | 28,500 | 43,991 | 49,253 | | 130,232 | 162,493 | 114,865 | 133,539 | 170,481 | |
| OCT | | 6,120 | 3,820 | 4,960 | 8,601 | 0 | | 55,760 | 59,101 | 30,152 | 44,575 | 0 | | 148,044 | 171,169 | 138,004 | 148,511 | 0 | |
| NOV | | 2,188 | 2,920 | 3,602 | 3,712 | 0 | | 48,289 | 42,612 | 29,077 | 33,863 | 0 | | 125,841 | 164,241 | 128,514 | 130,045 | 0 | |
| DEC | | 1,180 | 3,692 | 3,095 | 2,820 | 3,165 | 0 | 21,230 | 30,174 | 41,200 | 27,151 | 33,807 | 0 | 61,975 | 171,504 | 179,421 | 111,215 | 152,402 | |
| TOTAL | | 1,180 | 56,522 | 64,074 | 56,389 | 60,551 | 40,017 | 21,230 | 677,701 | 680,472 | 403,136 | 421,948 | 409,787 | 61,975 | 1,907,901 | 2,061,115 | 1,325,741 | 1,633,701 | 1,330,111 |

AVFLIGHT MINOT
STORAGE & FLOWAGE FEES
2022

| | Storage Fees | General / Transient Flow Fees | Delta Into-Plane | United Into-Plane | Allegiant Into-Plane | Allegiant | Landing Fees | Parking Fees | Plug In Fees | % Of Gross Receipts | Minot Aero Gross Receipts | % Of Gross Receipts | Total |
|--------------|--------------|-------------------------------------|---------------------|----------------------|-------------------------|----------------|-----------------|-----------------|--------------|------------------------|------------------------------|------------------------|---------------|
| January | \$ 3,473.95 | \$ 1,722.37 | \$ 1,078.06 | \$ 663.78 | \$ 730.59 | \$ (1,650.00) | \$ 2,480.55 | \$ 600.00 | \$ 30.00 | \$ 1,534.03 | \$ 110,245.33 | \$ 2,204.91 | \$ 10,663.33 |
| February | \$ 3,825.87 | \$ 1,908.65 | \$ 1,238.90 | \$ 675.46 | \$ 902.91 | \$ (1,950.00) | \$ 2,325.30 | \$ 570.00 | \$ 20.00 | \$ 1,044.50 | \$ 170,564.03 | \$ 3,411.28 | \$ 10,561.59 |
| March | \$ 4,110.76 | \$ 2,368.58 | \$ 1,157.70 | \$ 793.28 | \$ 1,885.71 | \$ (2,400.00) | \$ 3,574.20 | \$ 612.00 | \$ 30.00 | \$ 877.70 | \$ 170,832.81 | \$ 3,416.66 | \$ 13,009.93 |
| April | \$ 3,467.23 | \$ 1,373.06 | \$ 1,145.06 | \$ 708.74 | \$ 1,408.41 | \$ (1,650.00) | \$ 1,766.40 | \$ 663.00 | \$ 20.00 | \$ 534.44 | \$ 349,056.48 | \$ 6,981.13 | \$ 9,436.34 |
| May | \$ 5,060.65 | \$ 2,979.68 | \$ 1,498.32 | \$ 882.22 | \$ 1,208.88 | \$ (1,650.00) | \$ 4,516.05 | \$ 723.00 | \$ - | \$ 551.60 | \$ 189,789.28 | \$ 3,795.79 | \$ 15,770.40 |
| June | \$ 5,185.41 | \$ 2,707.99 | \$ 1,457.08 | \$ 1,097.20 | \$ 855.78 | \$ (975.00) | \$ 4,516.05 | \$ 771.00 | \$ - | \$ 542.81 | \$ 109,221.11 | \$ 2,184.42 | \$ 16,158.33 |
| July | \$ 7,062.29 | \$ 6,869.79 | \$ 1,529.18 | \$ 889.08 | \$ 889.05 | \$ (975.00) | \$ 4,516.05 | \$ 852.00 | \$ - | \$ 1,331.10 | \$ 180,255.06 | \$ 3,605.10 | \$ 22,963.54 |
| August | \$ 5,752.76 | \$ 3,870.28 | \$ 1,663.26 | \$ 881.82 | \$ 868.86 | \$ (825.00) | \$ 4,764.45 | \$ 1,020.00 | \$ - | \$ (107.42) | \$ 57,192.42 | \$ 1,143.85 | \$ 17,889.00 |
| September | \$ 5,523.27 | \$ 3,187.98 | \$ 1,520.34 | \$ 1,099.18 | \$ 1,648.77 | \$ (1,350.00) | \$ 6,254.85 | \$ 1,002.00 | \$ - | \$ 555.80 | \$ 143,773.10 | \$ 2,875.46 | \$ 19,442.19 |
| October | \$ - | \$ - | \$ - | \$ - | \$ - | \$ - | \$ - | \$ - | \$ - | \$ - | \$ - | \$ - | \$ - |
| November | \$ - | \$ - | \$ - | \$ - | \$ - | \$ - | \$ - | \$ - | \$ - | \$ - | \$ - | \$ - | \$ - |
| December | \$ - | \$ - | \$ - | \$ - | \$ - | \$ - | \$ - | \$ - | \$ - | \$ - | \$ - | \$ - | \$ - |
| TOTAL | \$ 43,462.18 | \$ 26,988.38 | \$ 12,287.90 | \$ 7,690.76 | \$ 10,398.96 | \$ (13,425.00) | \$ 34,713.90 | \$ 6,813.00 | \$ 100.00 | \$ 6,864.58 | \$ 1,480,929.62 | \$ 29,618.59 | \$ 135,894.65 |